

595000

600000

605000



**Taiga Gold Corp.**

TGG:TSX-V

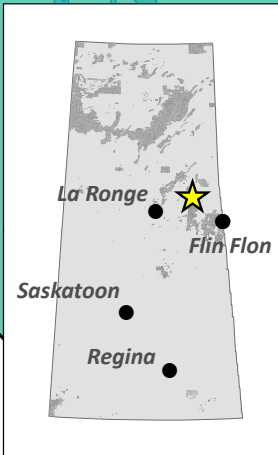
# FISHER PROJECT

## Q3 Exploration Results

November 07, 2018

6170000

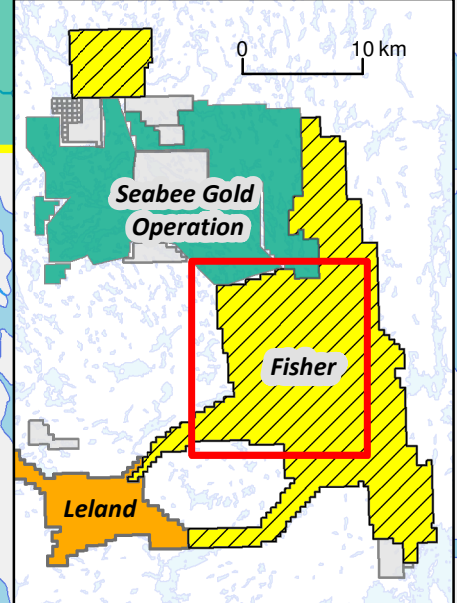
6170000



SSR Mining:  
Santoy Deposits

6165000

6165000



All-Season Access

FLICKER

ZONE OF SPLAYS

DD

BOB VEIN

DYL

GRANITE ISLAND

22 g/t Au

KLUCKER

MAC ZONE

Fisher Camp

6.70 g/t Au / 1m

10.63 g/t Au

GEORGES LAKE

FOOTPRINT

4.4 g/t Au in soil

6160000

6160000


- Taiga Gold / SSR Mining
- Taiga Gold
- SSR Mining
- Resource Surface Projection
- New Exploration Camp
- All-Season Access
- Regional Fault

Rock Sample - Au g/t

- < 0.50
- 0.50 - 2.00
- 2.00 - 5.00
- 5.00 - 22.27

Soil Sample - Au ppb

- < 10.00
- 10.00 - 50.00
- 50.00 - 250.00
- 250.00 - 4348.00



595000

600000

605000

6155000

6155000