

600000

605000

6170000

6170000



**Taiga Gold Corp.**

TGC:CSE

# FISHER PROJECT

## Drill Collar Locations

October 2019

### SSR MINING: SEABEE GOLD OPERATION

- Measured and Indicated Resources:  
856,000 oz Au @ 11.60 g/t  
- Inferred Resources: 482,000 oz Au @ 8.82 g/t

As of December 31, 2018. Inclusive of Mineral Reserves

6165000

6165000

### NORTH CENTRAL

FIS-18-001 FIS-18-003

FIS-18-002

FIS-18-016

FIS-18-004

FIS-18-005

FIS-18-006

FIS-18-008

FIS-18-009 & 010

FIS-18-012

FIS-18-014

### ZONE OF SPLAYS

FIS-18-007

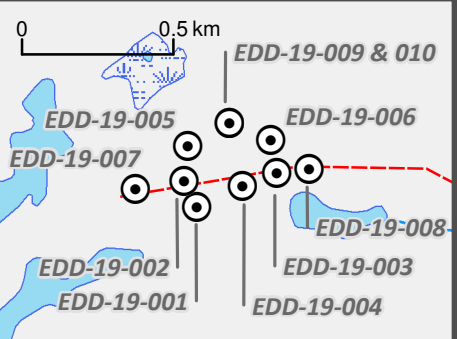
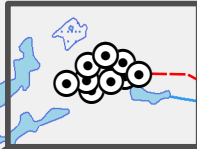
FIS-18-011

FIS-18-013

FIS-18-017

FIS-18-015

DD



**DRILL HOLE FIS-19-035**  
- 3.76 g/t Au over 4.2m  
- Visible gold over 6.5m

### MAC ZONE

6160000

6160000

### FOOTPRINT

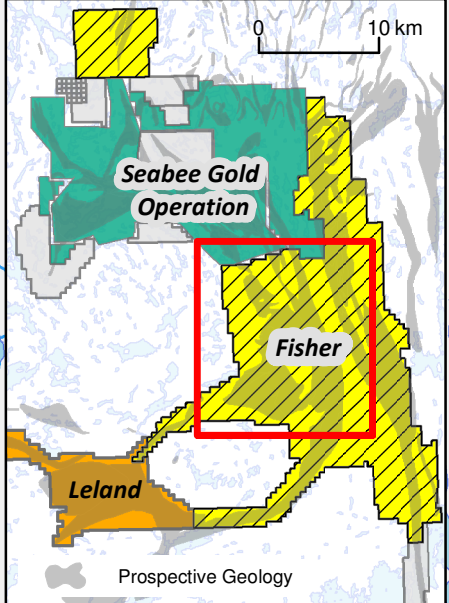
FOO-19-003

FOO-19-002

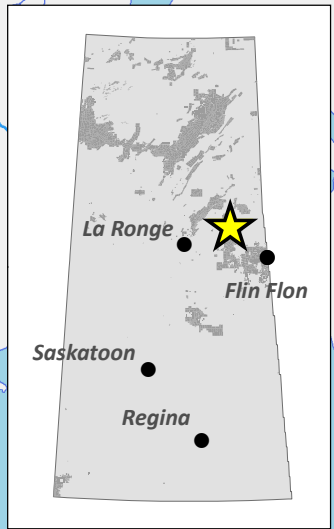
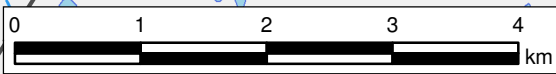
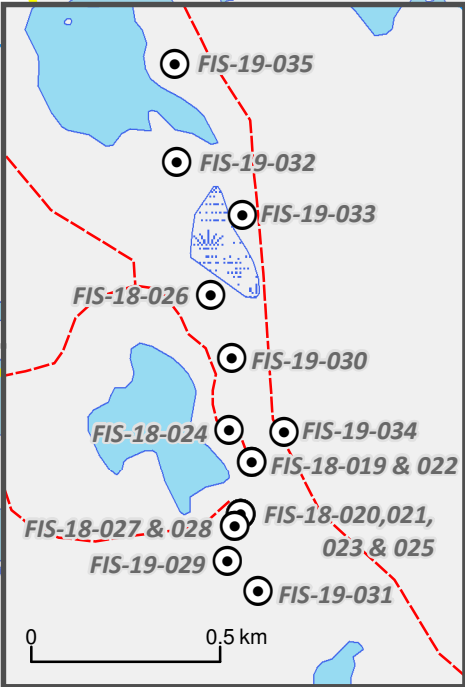
FOO-19-001

6160000

6160000



- ⊙ DDH - Previously Reported
- ⊕ Taiga Gold / SSR Mining
- ⊕ Taiga Gold
- ⊕ SSR Mining
- ▲ Exploration Camp
- ⊕ Mine / Deposit Location
- - - Temporary Access



600000

605000