

600000

605000



Taiga Gold Corp.

TGC:CSE

FISHER PROJECT

2019 Rock Sample Results

October 2019

SSR MINING: SEABEE GOLD OPERATION

- Measured and Indicated Resources:
856,000 oz Au @ 11.60 g/t
- Inferred Resources: 482,000 oz Au @ 8.82 g/t
As of December 31, 2018. Inclusive of Mineral Reserves

6170000

6170000

6165000

6165000

6160000

6160000

NORTH CENTRAL

20.93 g/t
25.13 g/t
64.17 g/t
13.77 g/t
7.30 g/t

6.90 g/t
12.70 g/t

ZONE OF SPLAYS

7.00 g/t
5.57 g/t
5.57 g/t

DRILL HOLE FIS-19-035
- 3.76 g/t Au over 4.2m
- Visible gold over 6.5m

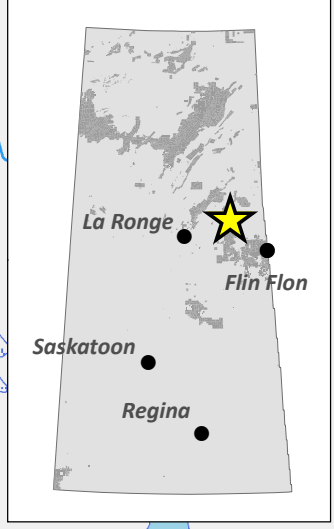
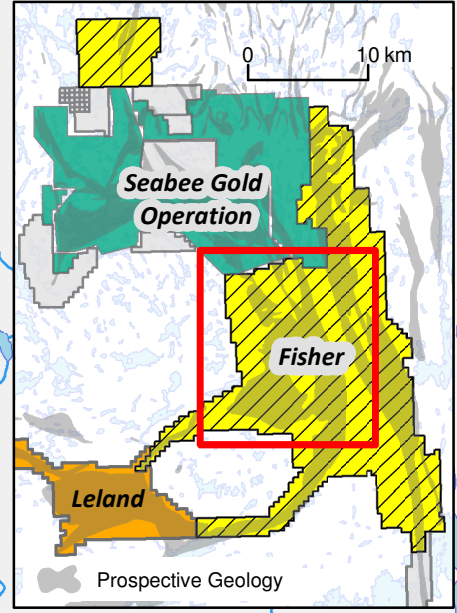
166.77 g/t
80.20 g/t
24.70 g/t
31.10 g/t
9.63 g/t
5.22 g/t

MAC ZONE

59.33 g/t
25.63 g/t
8.43 g/t
7.03 g/t
16.03 g/t


FOOTPRINT

16.93 g/t



2019 Rock Sample - Au g/t

- ▲ 0.01 - 0.50
- ▲ 0.51 - 1.00
- ▲ 1.01 - 5.00
- ▲ 5.01 - 166.77
- ▨ 2019 Soil Sample Coverage
- ▨ Existing Soil Sample Coverage
- ⊕ Taiga Gold / SSR Mining
- ⊕ Taiga Gold
- ⊕ SSR Mining
- ⚠ Exploration Camp
- ⊙ DDH - Previously Reported
- ⊕ Mine / Deposit Location
- ⋯ Temporary Access



600000

605000